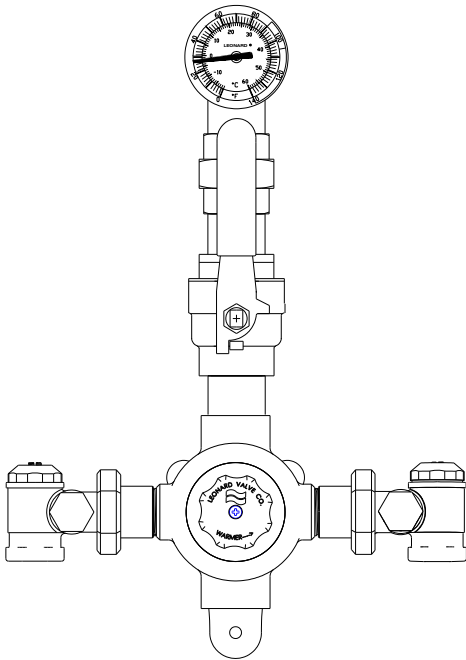


Thermostatic MIXING VALVES

ECO-MIX™



Note: Leonard Valve Company reserves the right of product, or design modifications without notice or obligation.



WARNING: This product can expose you to chemicals including lead, which is known to the State of California to cause cancer. For more information, go to www.P65Warnings.Ca.gov

Engineer's Approval

Job # _____

Arch/Eng. _____

Contractor _____

CAUTION! All thermostatic water mixing valves have limitations. They will NOT provide the desired accuracy outside of their flow capacity range. Consult the Flow Capacity Chart and DO NOT OVERSIZE. Minimum flow must be no less than as indicated.

LV-554-LF Exposed Assemblies

- __LV-554-982-LF 1" inlets, 1 1/4" outlet
- __LV-554-983-LF 1 1/4" inlets and outlet
- __LV-554-984-LF 1 1/4" inlets, 1 1/2" outlet

- Thermostatic water mixing valve
- Copper encapsulated thermostatic assembly with Teflon coated shuttle
- Combination checkstops, unions on inlets, wall support
- Locking temperature regulating handle
- Tempered outlet ball valves
- Color coded dial thermometer (0 to 140°F, -10° to 60°C)
- Temperature adjustment range, 90-140°F (32-60°C) ******(LV-982)
- Temperature adjustment range, 95-135°F (35-57°C) ******(LV-983,984)
- Maximum operating pressure: 125 PSIG (860KPA)
- Bottom inlets, top outlet
- Factory assembled and tested
- Rough bronze finish
- See Flow Capacity Chart to select correct size

OPTIONS:

- __SUFFIX CP - Chrome plated finish
- __SUFFIX IT – Inlet thermometers
- __SUFFIX T – Top inlets

ASSE 1017 Certified



cUPC Certified



This product is certified to meet Low Lead requirements of wetted surface area containing less than 0.25% lead by weight

****NOTE:** For temperatures outside of this valve's stated range, please see our line of bi-metal valves.

+NOTE: The valve will maintain temperature with 0.5GPM flow from the domestic hot water loop when properly installed near the hot water source with a continuously operating recirculation pump.

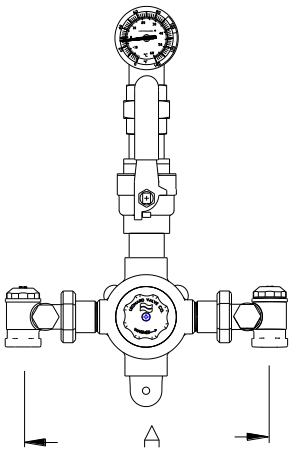


1360 Elmwood Avenue, Cranston, RI 02910 USA

Phone: 401.461.1200 Fax: 401.941.5310

Email: info@leonardvalve.com

Web Site: <http://www.leonardvalve.com>

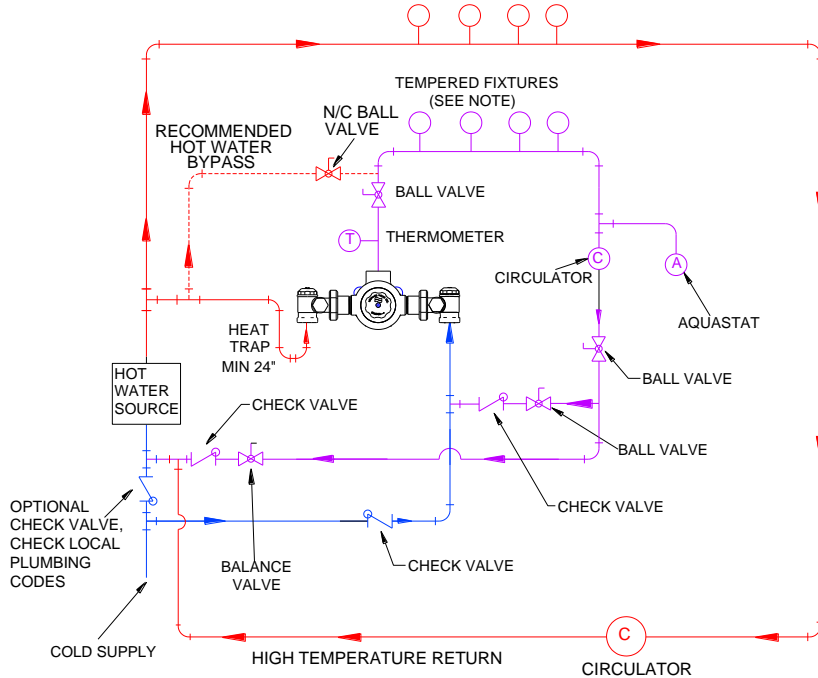


B INLETS →

MODEL	DIMENSIONS	
	A	B
LV-554-982LF	12" (305mm)	4" (102mm)
LV-554-983LF	14 1/2" (368mm)	3 3/4" (95mm)
LV-554-984LF	14 1/2" (368mm)	3 3/4" (95mm)

MODEL	IN	OUT	MINIMUM FLOW (GPM) (l/min)	SYSTEM PRESSURE DROP (PSIG)									
				5	10	15	20	25	30	35	40	45	PSI
				.3	.7	.97	1.4	1.7	2.1	2.4	2.8	3.1	BAR
LV-554-982LF	1"	1 1/4"	3 (11)	21 79	31 117	37 140	43 163	48 182	53 201	56 211	60 227	63 238	GPM l/min
LV-554-983LF	1 1/4"	1 1/4"	5 (19)	39 148	55 208	68 257	79 299	91 344	99 375	109 413	117 443	122 462	GPM l/min
LV-554-984LF	1 1/4"	1 1/2"	6 (23)	50 189	69 261	83 314	97 367	108 409	117 443	126 477	134 507	141 534	GPM l/min

HIGH TEMPERATURE FIXTURES (IF APPLICABLE)



1360 Elmwood Avenue, Cranston, RI 02910 USA

Phone: 401.461.1200 Fax: 401.941.5310

Email: info@leonardvalve.com

Web Site: <http://www.leonardvalve.com>